

Welcome to Moss Hall Infant School

Part of Moss Hall Schools Federation.



Our purpose this evening

- To welcome you to our federation of schools
- To introduce you to key staff in our Infant school and Federation
- To share our curriculum intent and aims for the Early Years
- To give you a sense of a typical day in Reception
- To explain how we communicate and work in partnership with you
- To explain our settling-in processes and give you some key dates

Welcome to our Federation - Our Aims and Values



We are kind

We work hard

We find ways to make a difference



Our Federation Goals 2020-25

We are a centre of excellence for staff development and well being	We are a centre of excellence for Early Years Education	Our schools are beautiful and safe places for children to learn and thrive within
We innovate and adapt our curriculum to reflect our diverse community	We are at the centre of our community	We demonstrate excellence across the arts including Music/ PE and Art
	We are a centre of excellence for SEND/ Inclusion	

Who is who at MHIS?



Ms Clare Dyson
Executive Head



Ms Samina Thorpe
Deputy Head of
Federation



Ms Helen Hoyle
Deputy Head of Federation



Ms Shane Craig
Assistant Head of
Federation



Ms Sophie Glenn
Assistant Head of
Federation



Ms Eno Chance
Early Years Leader



Ms Martine Whitaker
Year 1 and Year 2 Leader

The Reception Year Group team



Mrs Eno Chance
Honeybee Class Teacher
& Year Group Leader



Ms Karen Wood
Dragonfly Class Teacher
(job share)



Mrs Emiliana Kashari
Dragonfly Class Teacher
(job share)



Ms Martine Whitaker
Butterfly Class Teacher
(job share)

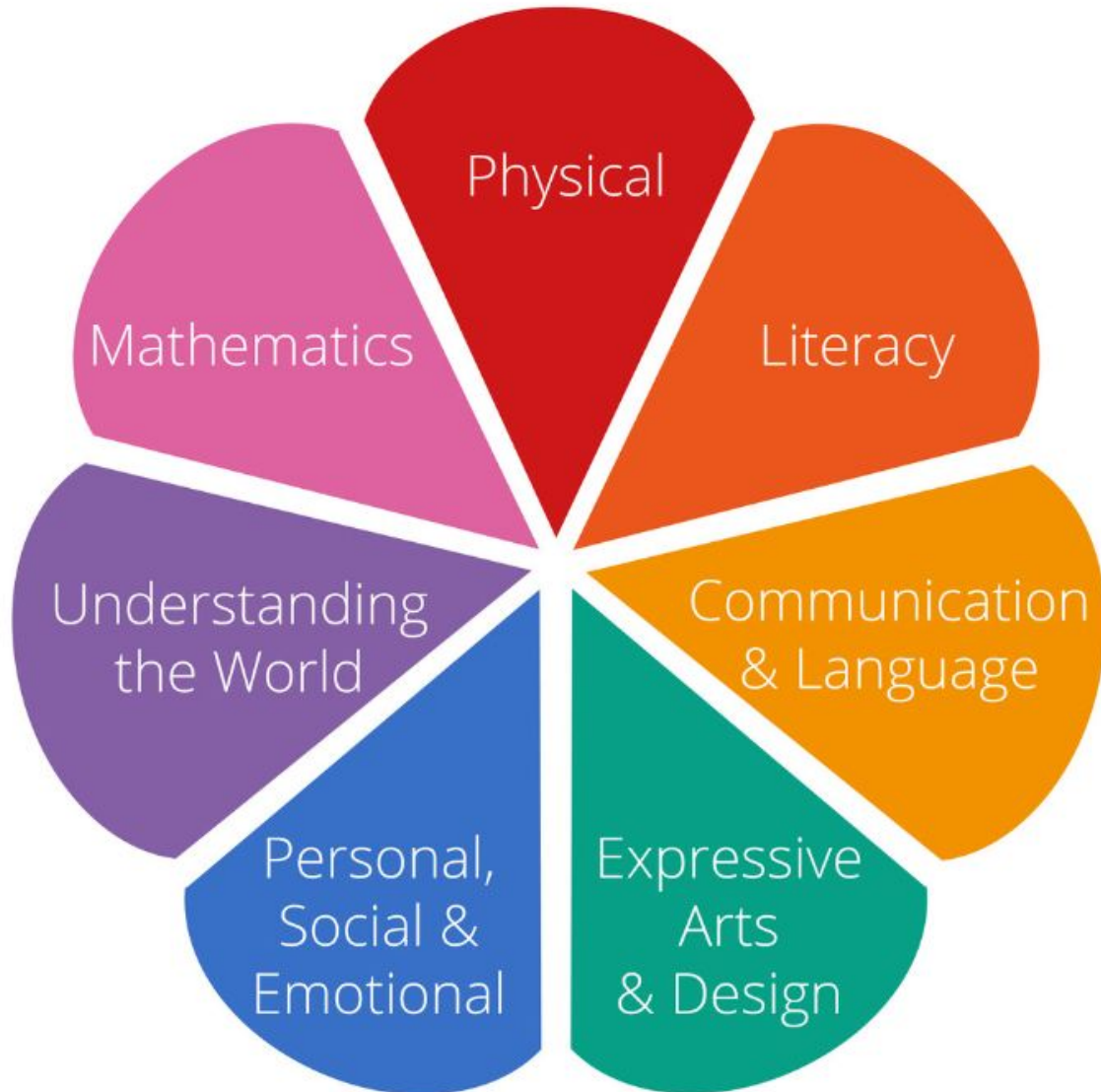


Ms Rachel Peckham
Butterfly Class Teacher
(job share)



Ms Tonique Kerr
Ladybird Class Teacher)

Our Curriculum



Prime Areas

- Communication and language
- Personal and social development
- Physical Development

Specific Areas

- Literacy
- Maths
- Understanding the World
- Expressive Arts and Design

Our Curriculum



Talk




Literature



Sequenced



Phonics & Reading



Concept of number



Link to year 1

The School Day

8:50 School gate opens

8:50 9:05 Soft start

9:05 Register taken

9:10 Phonics (during the settling-in period, child-initiated play and small group work will run throughout the morning)

9:40 Child initiated / Adult directed learning- indoor and outdoor

11:00 Carpet session and then get ready for lunch

11:30 Lunchtime

12:30 Register and carpet session

12:45 Child initiated / Adult directed learning - indoor and outdoor

2:35 Whole class story time

3:20 Home time

School lunches

All infant children are entitled to a free school lunch

We are in the process of changing meals provide. This information will be made available to you at your Stay and Play or other school visits. .

The caterer provides a range of hot cooked meals daily. There will be a new menu shared with families in the coming weeks

The caterer os able to cater for a number of dietary requirements.

We encourage all of you to start your child on school meals.

Packed lunches preferences can be discussed.



SEN/ Inclusion – Mrs Thorpe

Mrs Thorpe has particular responsibility in the school for children with Special Educational Needs and/or Disability

We work as a team to make sure all children are making progress.

If you have any concerns about your child please talk to your class teacher or come and talk to Mrs Thorpe.

Regular workshops and parent training sessions are very well attended by all our parents and cover a range of Early childhood development matters.



Medical Needs

Mrs Thorpe and our Pastoral officer manage the medical needs of all children in the Infant School.

We also have **20 Paediatric First Aiders** in the school.

If your child has medical needs or allergies we **must** be informed so we can support them fully in school.



How we communicate with you

We send out communication via **Tapestry**, email , School Ping and via our website and the newsletter


Weekly newsletter

The school's weekly newsletter often highlights news and upcoming dates of interest.



What is Tapestry and how do we use it?

- ❑ An online journal
- ❑ Used to record photos, observations and comments
- ❑ Share some of the learning the children have done in school
- ❑ Used by parents and carers to share their children's learning
- ❑ Responding to homework



How you can communicate with us

If you have a query, please speak to the teacher at the end of the day (once the children have been dismissed) or call the office and the staff will get back to you. We aim to respond to most matters swiftly.

We ask that you never approach other parents if you have a problem with their child or another child.

(or message them or talk about their child on the class whatsapp :- ()

Developing independence ready for school.



- Can they go to the toilet by themselves?
- Can they wash and dry their own hands and know when to?
- Can they blow their nose and throw away the tissue?
- Can they eat independently with cutlery/ utensils?
- Can they recognise and write their first name and recognise their own name on their uniform?
- Can they ask for help?
- Are they used to helping with small jobs at home/ nursery?
- Can they count out objects and recognise numbers to 10



Moss Hall Schools Federation has a simple, affordable uniform with a single logo that unifies the 2 schools

Reception Infant Uniform:

Items here are chosen so children can develop **independence** in dressing without adult assistance as part of their development

- School logo blue sweatshirt or logo blue cardigan **NAMED**
- School logo white polo shirt **NAMED**
- grey/black **plain** jogging trousers, leggings (all with elasticated waist) **NAMED**
- white, grey or black plain socks or tights (tights only if the child can dress independently) **NAMED**
- plain entirely black trainers/school shoes (must have Velcro fastening for independence, ease and speed) **NAMED**
- a pair of wellington boots. **NAMED**

Summer uniform includes:

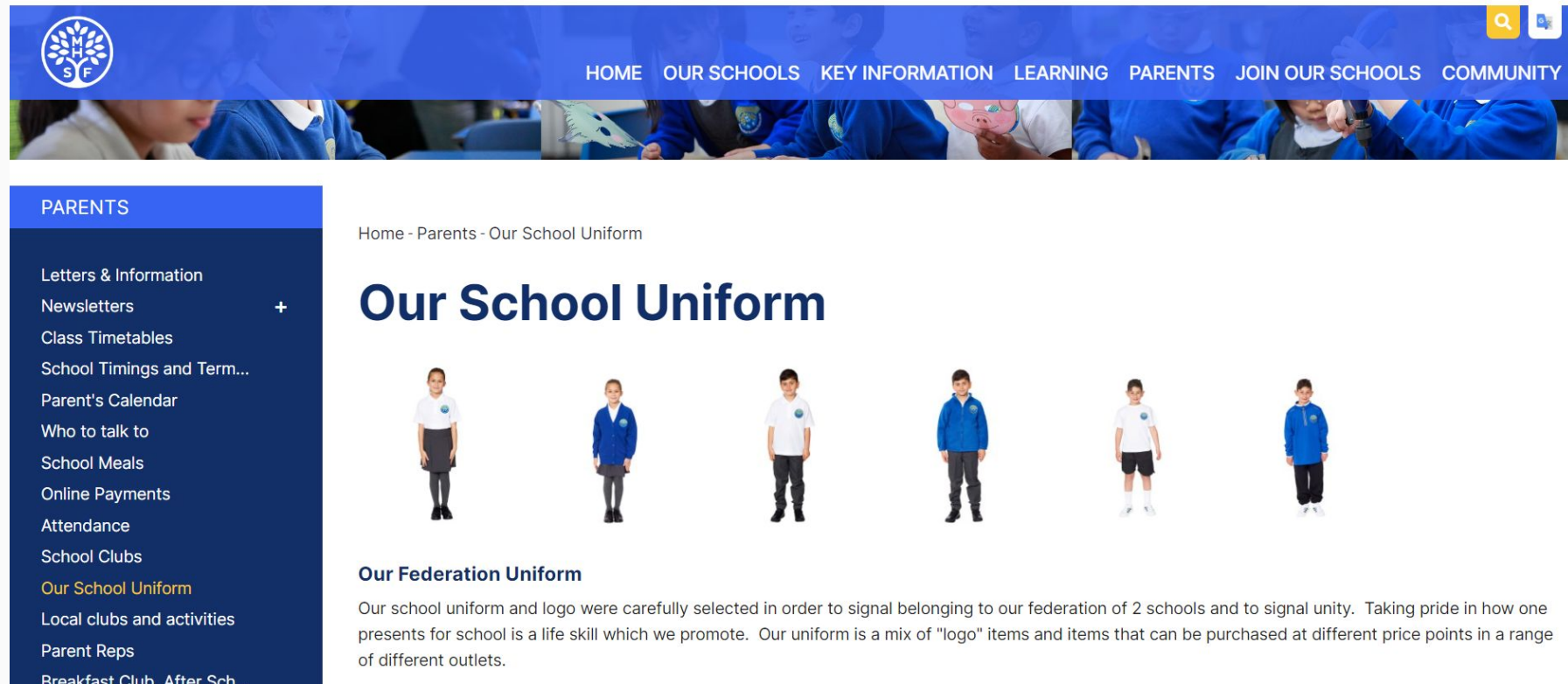
- blue gingham dress, white socks **NAMED**

All school items including PE kits and coats are expected to be named prior to the 1st of September by parents. This enables children to independently locate lost items when they are mislaid.

Our **only recognised** provider of uniforms for Moss Hall Federation is now **Uniform 4 kids** based in Temple Fortune. Items can also be bought online and delivered to home or to school for pick-up. This is a quick and easy service. The link for our provider is here: [Uniform 4 Kids](#) and can be found on our website (see the following slide)



Uniform – all the information you need is here....



Shoes must be Velcro fastening

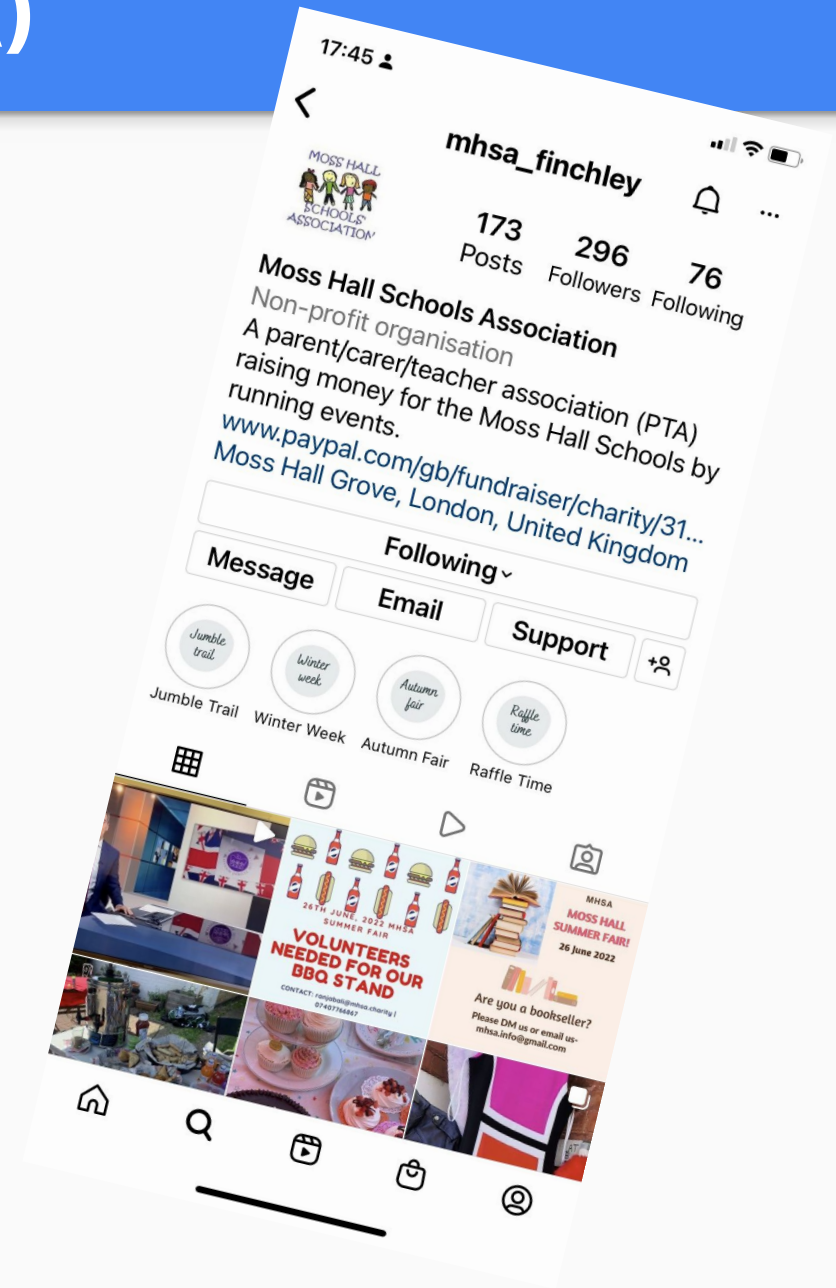
All items must be named, including “spare” items the team ask you to provide.

The uniform items for Reception are selected as they encourage independence and enable staff to focus on developing the whole child rather than supporting dressing and undressing. Children should not wear pinafores, skirts, tights UNTIL they can independently dress/ undress quickly

All children are asked to bring in a pair of wellington boots (named) to wear outside in the garden.

Moss Hall Schools Association (MHSA)

- ▶ Who we are
- ▶ What we do
- ▶ Class reps
- ▶ How to get involved
- ▶ <https://www.mhsa.charity/>



MOSS HALL SCHOOLS' ASSOCIATION

Combined parents and teachers association

- Community building
- Fundraise for the school
 - Library refurbishment, Google Chromebooks, musical instruments etc.
- Communication via class-reps in Whatsapp groups.



MHSA is a registered charity

Charity no: 278150

<https://www.mhsa.charity/>

Email: mhsa.info@gmail.com

Moss Hall Schools Association (MHSA)

A date for your diary

Come and meet other Reception parents and the MHSA in the Reception garden from 3.15pm

Friday 4th October

Light refreshments and drinks will be served

What happens next?

Class, class teacher, 'Stay and Play' session and start date in September information

This will be sent out via email on Friday 28th June. Please check your junk mail box.

Photo request

- A request for a passport style photo will be sent out Friday 28th June.

Getting ready for September

- Before the end of the Summer term, you will receive a link to an e-transition book. Please support your child by regularly sharing the transition book with your child
- Buy your child's uniform
- Prepare the 'All about me' booklet with your child – bring it in September. This will be in your welcome pack
- In September, attend the 'Meet the teacher' meeting with your child

Significant dates - starting school

From Week 1, children start school in groups

This will start from **Monday 9th September**

Children start by doing a **full day** (unless they need a personalised plan by arrangement with you).

We start with a group of 6 - 7 children and add on 6 - 7 children every other day until all children are in by **Friday 20th September**. Your child's start date will be in your welcome pack.

Once they are fully settled children may join the after-school or breakfast clubs subject to places available. All the information needed, regarding clubs will be in your welcome pack.

Everything you need to know is here

The image displays a website for the Moss Hall Schools Federation. The top navigation bar includes links for HOME, OUR SCHOOLS, KEY INFORMATION, LEARNING, PARENTS, JOIN OUR SCHOOLS, and COMMUNITY. The main hero section features a large photo of two children and the text "Moss Hall Schools Federation" with the tagline "Be kind. Work hard. Make a difference." and a "DISCOVER MORE" button. Below the hero section are two tabs: "A DAY IN THE LIFE" and "OUR AIMS".

On the right side, there is a "Newsletters" section with a list of newsletters:

Newsletter Title
NEWSLETTER 21ST JUNE 2024 - JUN 2024
NEWSLETTER 14TH JUNE 2024 - JUN 2024
NEWSLETTER 7TH JUNE 2024 - JUN 2024
NEWSLETTER 17TH MAY 2024 - MAY 2024
NEWSLETTER 10TH MAY 2024 - MAY 2024

Below the newsletters is a "School Timings and Term Dates" section. It includes a sub-header "Daily School Timings" and "Moss Hall Infants". The text states: "Morning: The school gates are open from 8.50-9.01am. The children are expected to be at school and make their way to the classrooms between 8.50 – 9.00. We have allowed an extra 5 minutes for children who arrive 'on the dot' or just after 9.00am to give the class by 9.05am."

At the bottom right, there is a grid of four circular icons representing different subjects: READING, ART, GEOGRAPHY, and HISTORY.