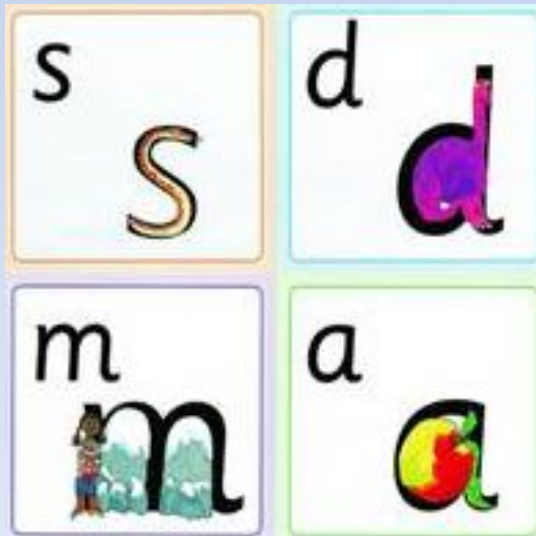




# Read Write Inc. Phonics Meeting

March 2022



Why



Phonics?

A complete literacy programme - systematic and structured.

Four times per week - phonics and reading session (for those who are no longer on the phonics scheme)

Reading scheme that takes children from learning sounds of the letters to becoming a fluent reader

Storybooks align with the sounds learnt in class and therefore the children are consolidating the phonics they have learnt and applying these skills in context.

# A bit of technical vocabulary...

**Phoneme** - spoken sounds - there are about 44 in the English language

**Grapheme (special friends/chatty friends)** - how we write each of the spoken sounds e.g the spoken sounds 'f' is written using the graphemes f, ff, ph.

**Red words** - words that cannot be sounded out e.g. I, said, they

**Green words** - words that can be sounded out using our phonics

**Fred talk** - (Fred is the frog) he can only talk in sounds e.g. sh-o-p

Watch how to pronounce the sounds  
<https://www.youtube.com/watch?v=TkXcabDUg7Q>


# How does phonics help us read?

Say "hello" to Fred.

Fred can *only* talk in sounds...

He says "c\_a\_t." Not cat.

We call this *Fred Talk*.




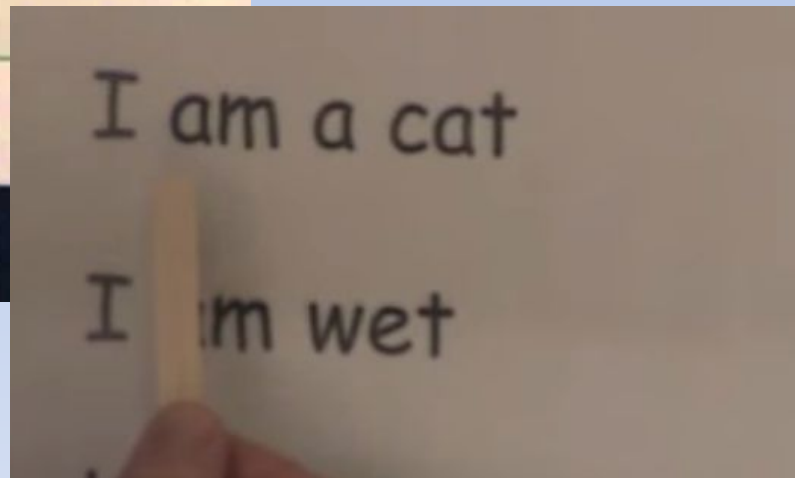
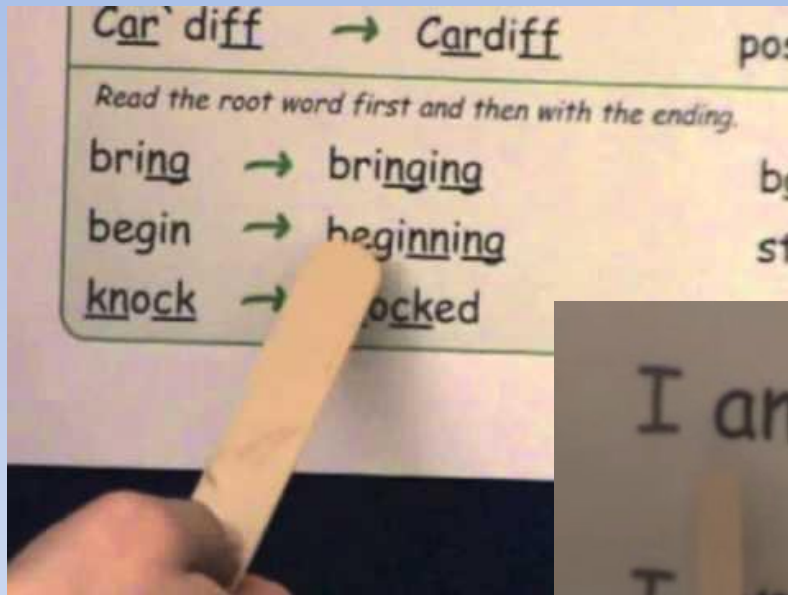
# 'Read, Write Inc.' Session and Storybooks

## Storybooks

100 lively, decodable storybooks levelled to children's phonic ability



# What they do at school and what they do at home.



# 'Read, Write Inc.' Phonics and Storybooks work together

Speed Sounds/ Word Time	Ditties and Red Group	Green books/ Purple Books	Pink Books	Orange books	Yellow books	Blue Books	Grey Books	Off of the programme  Reading Detectives
----------------------------------	-----------------------------	------------------------------------	---------------	-----------------	-----------------	---------------	---------------	--

# Beyond RWI Phonics

Once children have progressed through all of the stages they come off RWI and move into comprehension groups.

Children move onto 'Reading Detectives' where they work on fluency and comprehension. They begin learning about comprehension skills:

- inference
- prediction
- analysing
- clarifying

In class, they take part in whole class reading with a book while working on these skills. They take home books chosen by the teacher to read at home.

This is to prepare them for 'Destination Reader' in the juniors school.



# National Phonics Screening Check - Year 1

- The National phonics screening check is a statutory assessment that was introduced in 2012 to all Year 1 pupils.
- All Year 2 pupils took part in the phonics screening in *Autumn 2021*
- All year 1 pupils will take the phonics screening *June 2022*.
- It comprises of a list of 40 words; 20 real words and 20 nonsense words.
- It will assess phonics skills and knowledge learnt through reception and year 1.
- Your child will read the test in a one to one situation. They will read up to 4 words per page and they will probably do the check in 10-15 minutes. They will be asked to 'use Fred Talk and Special Friends' for each word and blend the sounds together to read the word. The children have plenty of exposure to nonsense words so they are well prepared for the test.

# National Phonics Screening Check

Practice sheet: Real words

in

at

beg

sum

Practice sheet: Pseudo words

ot



vap



osk



ect



# How to help your child at home...



You can read stories with your child.  
Relentlessly.

Read favourite stories over and over again

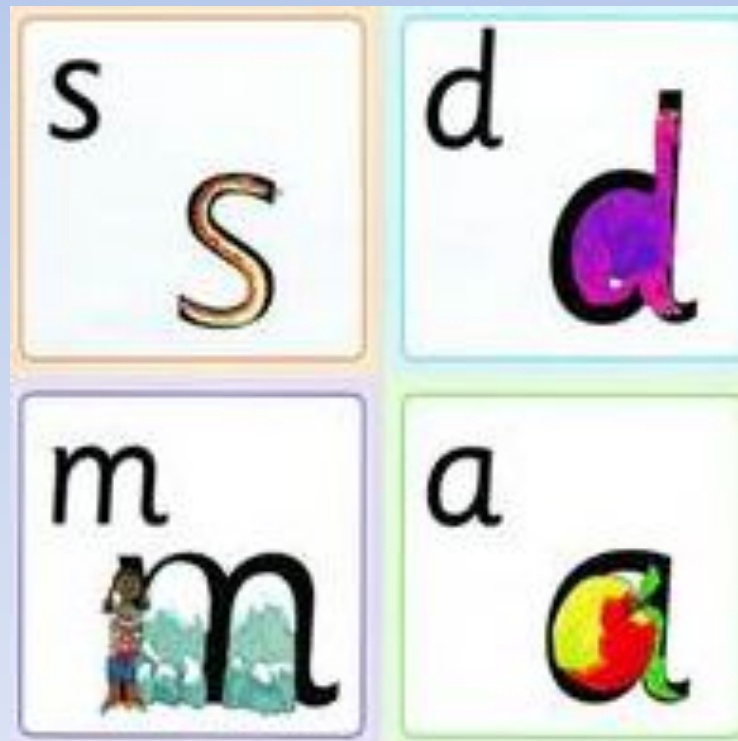
Read some stories at a higher level than they  
can read themselves.

Listen to them reading their take home Phonics  
storybooks.

Read 'free choice' book to them or with them.

You can practise pronouncing sounds.  
Use the Set 1, 2 or 3 books (reading diaries)

Remember no 'fuh' and 'luh'!



You can have fun with Fred Talk.

*"What a tidy r-oo-m!"*

*"Where's your c-oo-t?"*

*"Time for b-e-d!"*





## Practise alien words



- There are lots of practise tests online if you google 'phonics screening check practise materials'
- <https://www.gov.uk/government/publications/phonics-screening-check-2014-materials>
- You can make up your own alien words using set 1, 2 and 3 sounds. Please make sure children never write alien words, only read them.

# Please remember:

When reading with your child at home, it is meant to be easy! They are consolidating what they have learnt at school, not learning anything new.

If they find it too difficult they will not enjoy reading at home.

Reading is a pleasurable activity.



# Oxford University Press publish the resources



You can order the resources online (Amazon).

